



# Electrical Safety - Construction



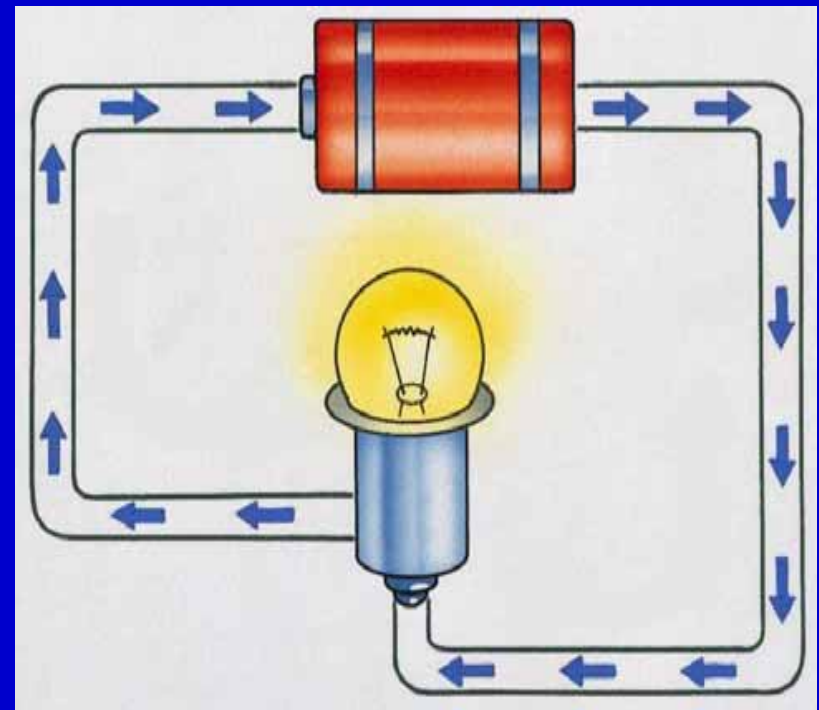
# Electricity - The Dangers

- About 5 workers are electrocuted every week
- Causes 12% of young worker workplace deaths
- Takes very little electricity to cause harm
- Significant risk of causing fires




# Electricity – How it Works

- Electricity is the flow of energy from one place to another
- Requires a source of power: usually a generating station
- A flow of electrons (current) travels through a conductor
- Travels in a closed circuit



# Electrical Terms

- **Current** -- electrical movement (measured in amps)
- **Resistance** -- restriction to electrical flow
- **Grounding** – a conductive connection to the earth which acts as a protective measure



# Electrical Terms

- **Conductors**--substances, like metals, with little resistance to electricity that allow electricity to flow
- **Insulators** -- substances with high resistance to electricity like glass, porcelain, plastic, and dry wood that prevent electricity from getting to unwanted areas
- **Voltage**—measure of electrical force



# Electrical Injuries

There are four main types of electrical injuries:

- Direct:
  - Electrocution due to electrical shock
  - Electrical shock
  - Burns
- Indirect - Falls







# Electrical Shock

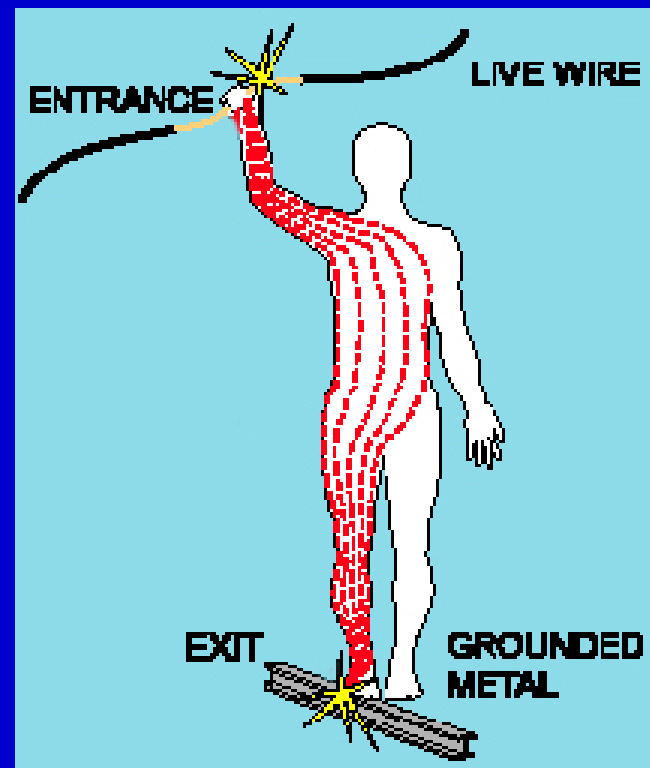
An electrical shock is received when electrical current passes through the body.

You will get an electrical shock if a part of your body completes an electrical circuit by...

- Touching a live wire and an electrical ground
- Static pressure build up within your body and touch something with a different pressure (example: Metal, wood, person)

# Shock Severity

- Severity of the shock depends on:
  - Path of current through the body
  - Amount of current flowing through the body (amps)
  - Duration of the shocking current through the body,
- **LOW VOLTAGE DOES NOT MEAN LOW HAZARD**





# Dangers of Electrical Shock

- Currents above 10 mA\* can paralyze or “freeze” muscles.
- Currents more than 75 mA can cause a rapid, ineffective heartbeat -- death will occur in a few minutes unless a defibrillator is used
- 75 mA is not much current – a small power drill uses 30 times as much



Defibrillator in use

---

\* mA = milliampere = 1/1,000 of an ampere

# Burns

- Most common shock-related injury
- Occurs when you touch electrical wiring or equipment that is improperly used or maintained
- Typically occurs on hands
- Serious injury, immediate attention needed



# Indirect Injuries

- **Electric shock can also cause indirect injuries**
  - **Broken bones**
  - **Heart attack**
  - **Cuts**
  - **Scrapes**





# Electrical Hazards and How to Control Them

Electrical accidents are caused by a combination of unsafe factors including:

- Equipment and/or installation,
- Environment, and
- Work practices.





# Hazard – Exposed Electrical Parts

Not Weather Tight



# Control – Isolate Electrical Parts

- Use guards or barriers
- Replace covers

Guard live parts of electric equipment operating at 50 volts or more against accidental contact



# Control – Isolate Electrical Parts - Cabinets, Boxes & Fittings




**Conductors must be protected, and unused openings closed**



# Control – Close Openings

- Junction boxes, pull boxes and fittings must have approved covers
- Unused openings in cabinets, boxes and fittings must be closed (no missing knockouts)



**Photo shows violations of these two requirements**



# Hazard - Overhead Power Lines

- Usually not insulated
- Equipment that contact power lines:
  - Crane
  - Ladder
  - Scaffold
  - Backhoe
  - Scissors lift
  - Raised dump truck bed
  - Long handled tools





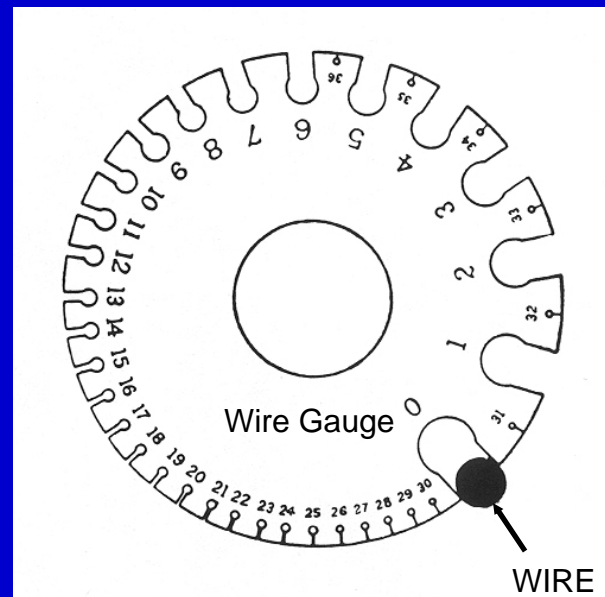
# Control - Overhead Power Lines

- Stay away from
- Post warning signs
- Assume that lines are energized
- Use wood or fiberglass ladders, not metal
- Power line workers need special training & PPE



# Hazard - Inadequate Wiring


- **Hazard** - wire too small for the current
- **Example** - portable tool with an extension cord that has a wire too small for the tool
  - The tool will draw more current than the cord can handle, causing overheating & possible fire without tripping the circuit breaker
  - The circuit breaker could be the right size for the circuit but not for the smaller-wire extension cord



*Wire gauge measures wires ranging in size from number 36 to 0 American wire gauge (AWG)*

# Control – Use the Correct Wire

- Wire used depends on operation, building materials, electrical load, and environmental factors
- Use fixed cords rather than flexible cords
- Use the correct extension cord



**Must be 3-wire type and designed for hard or extra-hard use**



# Hazard – Defective Cords & Wires

- Plastic or rubber covering is missing
- Damaged extension cords & tools





# Hazard – Damaged Cords

- Cords can be damaged by:
  - Aging
  - Door or window edges
  - Staples or fastenings
  - Abrasion from materials
  - Activity in the area
- Improper use can cause shocks, burns or fire





# Control – Cords & Wires

- Check before use
- Use only cords that are 3-wire type
- Use only cords marked for hard or extra-hard usage
- Use only cords, connection devices, and fittings equipped with strain relief
- Remove cords by pulling on the plugs, not the cords



# Permissible Use of Flexible Cords

**DO NOT** use flexible wiring where frequent inspection would be difficult or where damage would be likely.

**Flexible cords must not be . . .**

- run through holes in walls, ceilings, floors, doorways, windows, or similar openings- unless physically protected, hidden in walls,





# Grounding

**Grounding creates a low-resistance path from a tool to the earth to disperse unwanted current.**

**When a short or lightning occurs, energy flows to the ground, protecting you from electrical shock, injury and death.**



# Hazard – Improper Grounding

- Tools plugged into improperly grounded circuits may become energized
- Broken wire or plug on extension cord
- Some of the most frequently violated OSHA standards



# Control – Ground Tools & Equipment


- Ground power supply systems, electrical circuits, and electrical equipment
- Frequently inspect electrical systems to insure path to ground is continuous
- Inspect electrical equipment before use
- Don't remove ground prongs from tools or extension cords
- Ground exposed metal parts of equipment



# Control – Use GFCI (ground-fault circuit interrupter)

- Protects you from shock
- Detects difference in current between the hot and neutral wires
- If ground fault detected, GFCI shuts off electricity in 1/40<sup>th</sup> of a second
- Use GFCI's on all 120-volt, single-phase, 15- and 20-ampere receptacles, or have an assured equipment grounding conductor program.
- Test before use/manufacturers recommendations





# Control - Assured Equipment Grounding Conductor Program

## Program must cover:

- All cord sets
- Receptacles not part of a building or structure
- Equipment connected by plug and cord

## Program requirements include:


- Specific procedures adopted by the employer
- Competent person to implement the program
- Visual inspection for damage of equipment connected by cord and plug



# Hazard – Overloaded Circuits

## Hazards may result from:

- Too many devices plugged into a circuit, causing heated wires and possibly a fire
- Damaged tools overheating
- Lack of overcurrent protection
- Wire insulation melting, which may cause arcing and a fire in the area where the overload exists, even inside a wall



# Control - Electrical Protective Devices

- Automatically opens circuit if excess current from overload or ground-fault is detected – shutting off electricity
- Includes GFCI's, fuses, and circuit breakers
- Fuses and circuit breakers are over-current devices.  
When too much current:
  - Fuses melt
  - Circuit breakers trip open





# Temporary Lights



Protect from contact and damage, and don't suspend by cords unless designed to do so.

# Electrical Problems

- Tripped circuit breakers or blown fuses
- Unlabeled circuit breakers/disconnects
- Warm tools, wires, cords, connections, or junction boxes
- GFCI that shuts off a circuit
- Worn or frayed insulation around wire or connection





# Lockout and Tagging of Circuits

- Apply locks to power source after de-energizing
- Tag deactivated controls
- Tag de-energized equipment and circuits at all points where they can be energized
- Tags must identify equipment or circuits being worked on

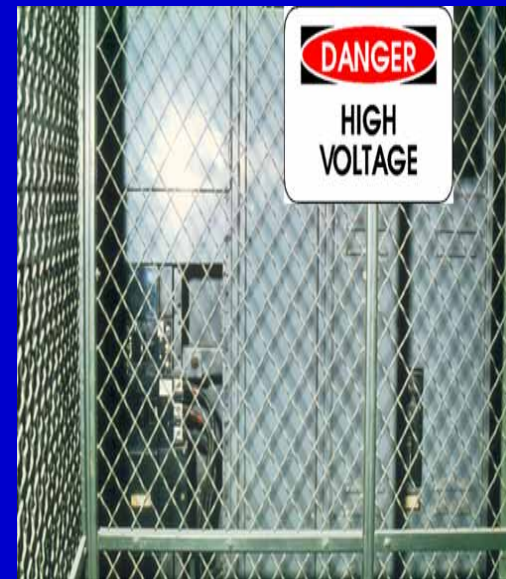




# Safety-Related Work Practices

To protect workers from electrical shock:

- Use barriers and guards to prevent passage through areas of exposed energized equipment
- Pre-plan work, post hazard warnings and use protective measures
- Keep working spaces and walkways clear of cords
- NFPA 70E Arc flash/blast hazards



# Safety-Related Work Practices

- Use special insulated tools when working on fuses with energized terminals
- Don't use worn or frayed cords and cables
- Don't fasten extension cords with staples, hang from nails, or suspend by wire.






# Preventing Electrical Hazards - PPE

- Proper foot protection
- Rubber insulating gloves, hoods, sleeves, matting, and blankets
- Hard hat (insulated - nonconductive)



# Preventing Electrical Hazards – Proper Wiring and Connectors

- Use and test GFCI's
- Check switches and insulation
- Use three prong plugs
- Use extension cords only when necessary & assure in proper condition and right type for job
- Use correct connectors





# Training

Train employees working with electric equipment in safe work practices, including:

- Deenergize electric equipment before inspecting or repairing
- Using cords, cables, and electric tools that are in good repair
- Lockout / Tagout recognition and procedures
- Use appropriate protective equipment

# Summary of Hazards & Protections

## Hazards

- Inadequate wiring
- Exposed electrical parts
- Wires with bad insulation
- Ungrounded electrical systems and tools
- Overloaded circuits
- Damaged power tools and equipment
- Using the wrong PPE and tools
- Overhead powerlines
- All hazards are made worse in wet conditions

## Protective Measures

- Proper grounding
- Use GFCI's
- Use fuses and circuit breakers
- Guard live parts
- Lockout/Tagout
- Proper use of flexible cords
- Close electric panels
- Training

# Summary

Electrical equipment must be:

- Listed and labeled
- Free from hazards
- Used in the proper manner

If you use electrical tools you must be:

- Protected from electrical shock
- Provided necessary safety equipment